


*Visual description, image, or sketch:*



*Voiceover and/or other audio:*

Intro music: spy themed

Music fades on completion

*Interaction, branching, etc:*

Disabled **ALL** Articulate navigation and menus.

After the titles sequence the slide automatically proceeds to Screen ID: 01-01

*Notes:*

Music starts

Video starts

Files: Files: spytheme.mp3

title.mp4

*Visual description, image, or sketch:*



*Voiceover and/or other audio:*

Narrator: In today's world, the enemy doesn't kick down doors—they slip through firewalls. One weak password... one careless click... and the mission is blown.

You are now part of the Agency.  
Your task: protect secrets, outsmart cyber villains, and keep your cover intact.

Trust nothing. Question everything.  
Because in this world... the battlefield is invisible,  
and the prize... is your data."

Music fades

*Interaction, branching, etc:*

Disabled standard Articulate navigation.

After the video and narration play, a start button appears in the bottom center. This takes the learner to the next slide.

Small replay button to the lower left. Replays the video and audio.


*Notes:*

Video starts

Narration begins

Files: Files: narration\_audio01-01.mp3  
startmission.mp4

Visual description, image, or sketch:



Voiceover and/or other audio:

Narrator: "Agent, your mission: master the essentials of cyber defense to protect your operation."

Intel reports the enemy favors phishing, ransomware, financial fraud, and tech support scams. Mobile devices and weak vendor systems are prime targets.

Your objective: learn how to secure your systems, how to question your vendors, and implement ways to minimize risks that could halt operations or damage your reputation.

Stay alert. Defend your perimeter. Recover fast when threats strike."

Interaction, branching, etc:

Navigation  
Using custom Articulate Navigation.  
Replay, Pause, and closed caption to the left.  
Next and Forward to the right.

Notes:

Narration begins  
As narrator speaks the objective-the text fades in.

Files: Narration\_audio01-02.mp3  
Still Image: spy-in-trench-1.jpg  
Nav.png  
Slidenav.png

Visual description, image, or sketch:



Voiceover and/or other audio:

Narrator: “Agent, before you can defend the operation, you must know what you’re protecting. Cybersecurity isn’t just a buzzword—it’s your shield, your intel network, and your escape plan all in one.

In the field, cybersecurity means preventing sabotage, safeguarding communication channels, and restoring systems after an attack. This includes computers, electronic communications, networks, and the sensitive information they carry.

Your mission objectives: ensure all systems remain available, intact, authenticated, confidential, and impossible to crack. Master these principles, and you’ll be ready to outsmart any digital adversary lurking in the shadows.”


Interaction, branching, etc:

- Navigation
- Using custom Articulate Navigation.
- Replay, Pause, and closed caption to the left.
- Next and Forward to the right.

Notes:

- Narration begins
- Text box fades in as the narrator says the definition.
- Files: Narration\_ audio02-01.mp3
- Still Image: spy at desk.jpg

Visual description, image, or sketch:



Voiceover and/or other audio:

Narrator: "Agent, know your enemy. Intelligence shows that 41% of cyberattacks are ransom missions—criminals locking systems and demanding payment. Another 27% come from insiders—double agents within, selling secrets like customer lists or product designs.

Most threats, however, come from external syndicates: highly organized, striking multiple targets in the hope of slipping past defenses or encrypting data for ransom. No sector is off-limits—every operation is a potential target.

Your mission: understand these threats so you can anticipate enemy moves, protect critical assets, and keep your operation secure."

Interaction, branching, etc:

Navigation  
Using custom Articulate Navigation.  
Replay, Pause, and closed caption to the left.  
Next and Forward to the right.

Notes:

Narration begins  
Chart Scales, lines and type fade in as the narrator starts, Each row line grows to the ending position one at a time.  
Citation to statistics appears under the text in white/small type.  
Source: Raconteur:  
<http://www.visualcapitalist.com/hackers-hack-motives-behind-cyberattacks/>  
Files: Narration\_audio02-01.mp3  
Still Image: spy-at desk2.jpg

Visual description, image, or sketch:



Voiceover and/or other audio:

Narrator: "Agent, the envelope is sealed. Inside: intelligence on the most dangerous threats to your operation:

**Phishing,  
Ransomware,  
Hacking, and  
Imposter Scams**

Hover over the folders. Open it carefully. Each contains secrets that, if ignored, could compromise your mission. Study them, defend against them, and keep your operation secure."

Interaction, branching, etc:

Navigation

Using custom Articulate Navigation.

Replay, Pause, and closed caption to the left.

A custom button reading "Threat report Completed: Continue" appears when all 4 folders have been clicked, allowing the learner to continue the course.

Each folder is a hot spot. When the user mouses over a bright green outlines appears.

Clicking on the Phishing folder navigates to Screen ID: 04-01

Clicking on the Ransomware folder navigates to Screen ID: 04-02

Clicking on the Hacking folder navigates to Screen ID: 04-03

Clicking on the Imposter Scams folder navigates to Screen ID: 04-04

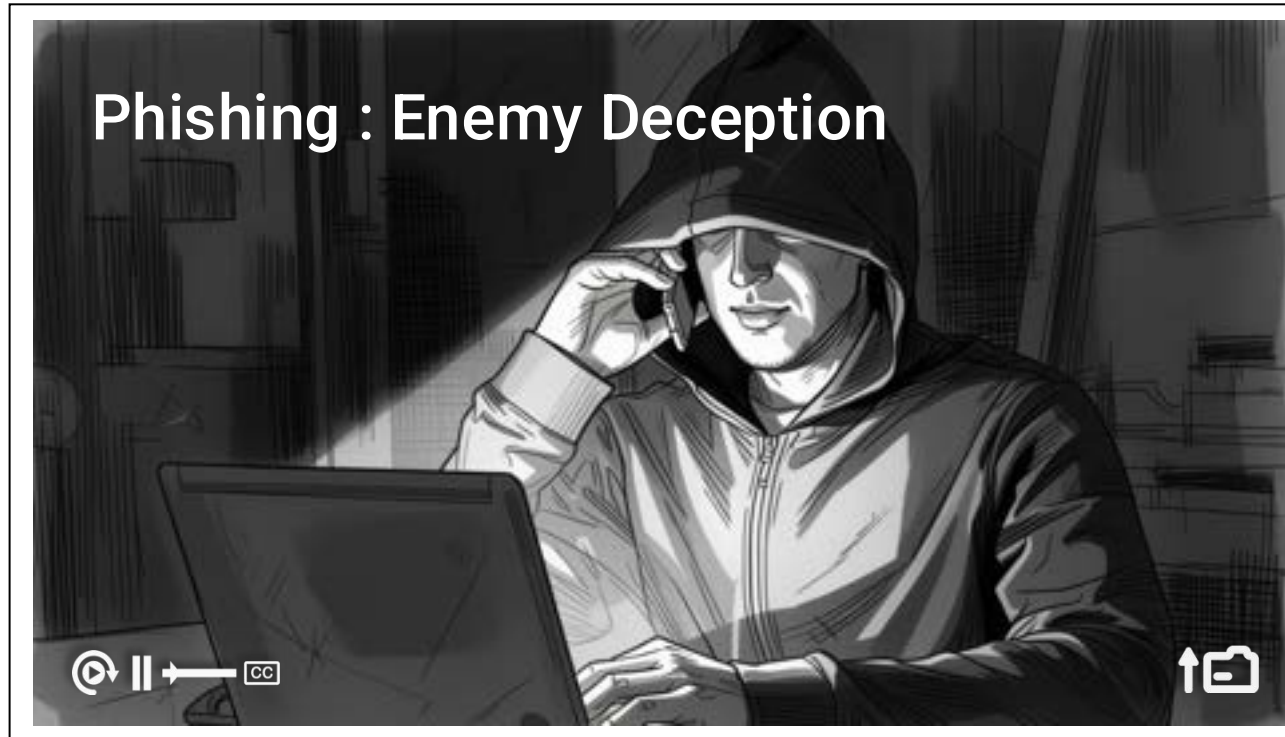
Notes:

Narration begins

Files: Narration\_audio03-01.mp3

Still Image: Folders.jpg

Visual description, image, or sketch:



Voiceover and/or other audio:

**Narrator:** “Agent, beware the art of trickery. Phishing is a social engineering attack designed to infiltrate your systems or steal critical data. When the enemy targets you specifically, it’s called spear phishing. Variants include vishing, attacks over the phone, and smishing, strikes via SMS or text.

Example: A seemingly harmless email about a delayed shipment hides a trap—click the link, and malware infiltrates your network. Stay sharp. One careless move, and the mission is compromised.”

Interaction, branching, etc:

Navigation

Using custom Navigation.

Play, Pause, replay, and closed caption to the left. A button back to Screen ID: 03-01 appears in the bottom right

Notes:

Narration begins

Video starts

Files: Narration\_ audio04-01.mp3

Hacker0401.mp4

Visual description, image, or sketch:



Voiceover and/or other audio:

Narrator: “Agent, ransomware is a weaponized program designed to hold your data hostage. The enemy demands a ransom to undo the damage—often in cryptocurrency—and there’s no guarantee paying will release your intel.”

Interaction, branching, etc:

Navigation

Play, Pause, replay, and closed caption to the left. A forward to the bottom right allows the learner to progress to the next

Notes:

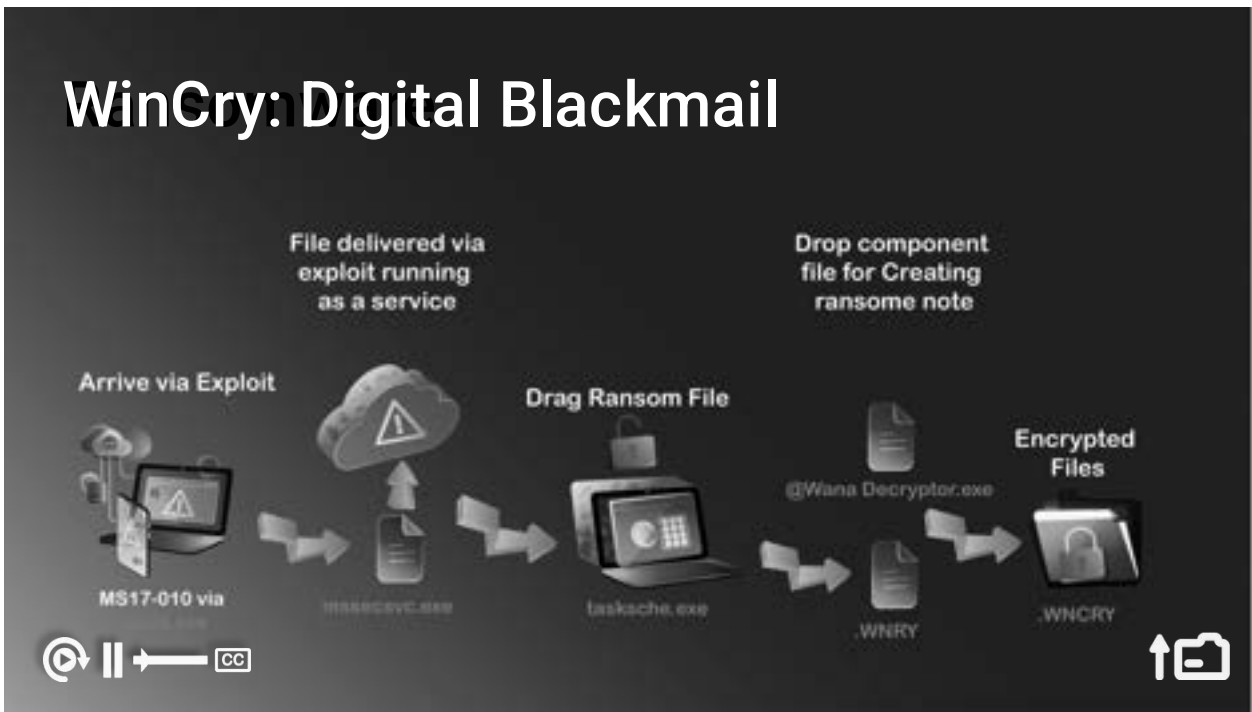
Narration begins

Video starts

Files: Narration\_ audio04-02.mp3

Ransomware0402.mp4

Visual description, image, or sketch:



Voiceover and/or other audio:

Narrator: “Agent, the virus known as **WannaCry** is digital blackmail at its finest. It slips into unpatched systems, locks files with unbreakable encryption, and demands payment in cryptocurrency. Pay or lose everything—but even then, there’s no promise of release. It spread worldwide in hours, crippling banks, police networks, and critical infrastructure. Lesson learned: patch your systems, or the enemy will strike first.”

Interaction, branching, etc:

Navigation  
 Play, Pause, replay, and closed caption to the left. A button back to Screen ID: 03-01 appears in the bottom right

Notes:

Narration begins  
 Graphic fades in each section 1 at a time

Files: Narration\_ audio04-02.mp3  
 WinCry Graphic

Visual description, image, or sketch:



Voiceover and/or other audio:

Narrator: “Agent, hacking is the enemy slipping past your defenses to access systems and steal sensitive information. Attacks can include **DDoS** assaults, blocking authorized access, or seizing funds and intellectual property.

Example: A newspaper kiosk’s point-of-sale system was hacked, malware installed, and every customer’s credit card data sent straight to the enemy. Protect your perimeter—one breach can compromise the entire operation.”

Interaction, branching, etc:

Navigation  
Play, Pause, replay, and closed caption to the left. A button back to Screen ID: 03-01 appears in the bottom right

Notes:

Narration begins  
Video starts  
  
Files: Narration\_ audio04-03.mp3  
Hacker04\_03.mp4

Visual description, image, or sketch:



Voiceover and/or other audio:

Narrator: Agent, the enemy sometimes wears a friendly mask. Imposter scams involve someone claiming to be 'official'—the IRS, a bank, the lottery, or tech support—urgently demanding action under threat of dire consequences.

Example: A phone call claims you owe the IRS money, pressuring you to pay immediately to avoid fines. Stay alert—panic is their weapon, vigilance is yours."

Interaction, branching, etc:

Navigation

Play, Pause, replay, and closed caption to the left. A button back to Screen ID: 03-01 appears in the bottom right

Notes:

Narration begins

Video starts

Files: Narration\_ audio04-03.mp3

Scam04\_04.mp4

Visual description, image, or sketch:



Voiceover and/or other audio:

Narrator: "Agent, not all threats come from enemy operatives. Sometimes nature itself strikes. Fires, floods, and disasters can wipe out systems as effectively as any hacker.

But beware the digital battlefield too: stolen devices, compromised cloud storage, and misplaced intel create openings the enemy won't hesitate to exploit.

And never forget their motives. Some seek money, others revenge, espionage, or simply notoriety. Whatever their reason, the result is the same: your mission is at risk. Stay sharp, protect your assets, and be ready for threats from every direction—both human and natural."

Interaction, branching, etc:

Navigation

Using standard Articulate Navigation from player.

Play, Pause, replay, and closed caption to the left.

Next and Forward to the right.

Notes:

Narration begins

As the narrator speaks, each line of the text is displayed like a typewriter. Audio sound effects play.

Files: Narration\_ audio04-05.mp3

Typewriter.mp3

Still Image: spy-at\_desk3.jpg

Visual description, image, or sketch:

- Beware unknown emails, links, and calls
- Never click or open the unexpected
- Separate personal and mission devices
- Enable multi-factor authentication
- Avoid unverified software downloads
- Guard usernames and passwords
- Use a secure password vault



Voiceover and/or other audio:

Narrator: “Agents, here are some good tricks and tips to help you compete the Mission:

Treat every **email, link, or call from an unknown source** as a potential trap.

If you weren’t expecting it, **don’t click, don’t open**—assume it’s enemy bait.

Keep **personal and business devices** separate—never cross-contaminate your missions.

Always activate **multi-factor authentication**—it’s your second line of defense.

Never install software from an **unverified site**—malware is the enemy’s Trojan horse.

Guard your **username and password** like classified intel—never share them.

Use a **password vault** to secure your codes—one lock to protect them all.

Interaction, branching, etc:

Navigation

Using custom Articulate Navigation.

Replay, Pause, and closed caption to the left.

Next and Forward to the right.

Notes:

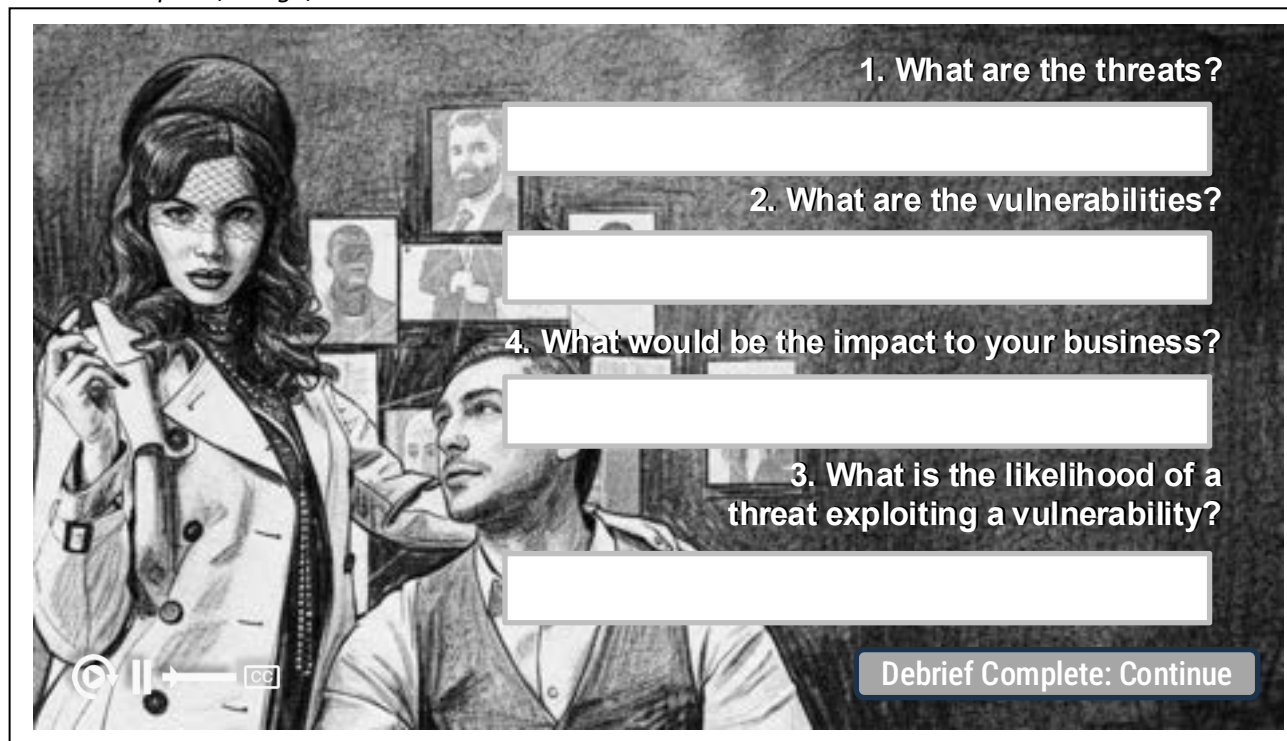
Narration begins

Main text fades onto the screen 1 line at a time while the narration is being played

Files: Narration\_ audio05-01.mp3

Still Image: spy-in-trench-2.jpg

Visual description, image, or sketch:



Voiceover and/or other audio:

Narrator: “Agent, it’s time to assess the intelligence. Use the fields below to record your findings and thoughts:

**What are the threats?** Identify the enemy operatives and attack methods targeting your operation.

**What are the vulnerabilities?** Pinpoint the weak points in your defenses.

**What is the likelihood of a threat exploiting a vulnerability?** Evaluate how likely the enemy is to breach your perimeter.

**What would be the impact to your business?** Determine the potential damage if the mission is compromised.

Remember: accurate intel can save the mission.”

Interaction, branching, etc:

Navigation  
 Using custom Articulate Navigation.  
 Replay, Pause, and closed caption to the left.  
 Learner will fill fill out the 4 questions in the text area field next to each questions.  
 When type has been entered into **ALL** fields, a next button will

Notes:

Narration begins  
 Questions fades onto the screen 1 at a time as the narration starts  
  
 Files: Narration\_ audio06-01.mp3  
 Still Image: Man\_Female spys.jpg

Visual description, image, or sketch:



Voiceover and/or other audio:

Narrator: "Agent, your mission is complete... but the world of cyber threats never sleeps. Remember, every click, every attachment, every password is a potential secret waiting to be uncovered—or compromised."

Stay vigilant, trust your instincts, and use the tools we've trained you on. The digital shadows are always watching, but with what you've learned, you're ready to move unseen, intercept threats, and protect your mission. Until the next operation... stay sharp, stay secure, and always be one step ahead.

The mission never truly ends—stay vigilant!"

Interaction, branching, etc:

A custom button reading "Mission Completed: Exit" appears after the narration completed, exiting the course.

Notes:

Spy theme starts to play  
 Video: hackers working in a dark room  
 Text appears on screen: Cyber Secure: Operation Successful"  
 As the narrator speaks the last line, a question mark fades in at the end of Operation Successful  
 Screen fades  
 Music fades  
 Files: Files: Narration\_audio07-01.mp3  
 spytheme.mp3  
 HackerRoom.mp4